

TEAM




arper

Team

Drawing inspiration from both technological precision and architectural rationality, the Team chair is engineered to meet the demands of the contemporary dynamic workplace as well as those of conference halls, auditoriums, training centers and home offices. Team is designed for residential and contract use, indoors and out. The shell is available in polypropylene or upholstered in a wide range of fabrics and colors, with and without armrests. The base is available in a number of configurations, including: four-leg in two profiles, technical sled and sled variations, cantilever, four or five-ways, with or without castors. Sled and four-leg base versions are stackable to allow for large-scale use and storage.

arper



Designer

Lievore Altherr Molina

Lievore Altherr Molina was founded by Alberto Lievore, Jeannette Altherr and Manel Molina in 1990. Their humanist design approach is informed by the fundamental desire for pure, beautiful forms derived from the constraints of function, technology and context. Distinguished by a multi-disciplinary method that engages furniture, interior, product, and package design, their work has been globally exhibited and acknowledged. They are the recipients the prestigious National Design Award (1999) in Spain where they practice and teach extensively.

Awards

— Interior Innovation Award 2011, Germany

Applications

— Home
— Cantine
— Cafeteria
— Restaurant
— Office
— Auditorium
— Campus
— Library
— Board room
— Conference
— Break-out area
— Waiting room
— Lounge

Team



arper

T +39 0422 7918 F +39 0422 791800

www.arper.com



1



2

**1 Casa das Caldeiras
Coimbra, Portugal
Art. 2902**
Chromed sled base
& polypropylene seat.

2 Art. 2997
Sled base in chromed stainless
steel & shell upholstered in fabric.

1



2

- 1 Private residence**
Lisbona, Portogallo
Art. 2915
Sled base in chromed stainless steel
& shell with fabric upholstered.
- 2 Casa das Caldeiras**
Coimbra, Portugal
Art. 2930
Four legs version in chromed steel
& shell with fixed front-face cushion
with armrests.



1

- 1 Private residence
Lisbon, Portugal
Art. 2919**
Four star pedestal base in painted aluminium & shell with fabric upholstered.
- 2 Private residence
Coimbra, Portugal
Art. 2918**
Cantilever base in chromed steel & shell with fabric upholstered.
- 3 Private residence
Coimbra, Portugal
Art. 2920**
Polished aluminium five star swivel base & shell with fabric upholstered.

2



3



1



2



3



4



5



6



7



8



9



10



11

Chair

- 1 4 legs round section
- 2 4 legs oval section
- 3 4 wood legs
- 4 Sled
- 5 Angled sled base
- 6 Cantilever
- 7 Aluminium trestle swivel
- 8 Aluminium trestle fixed
- 9 4 ways swivel
- 10 5 ways aluminium
- 11 5 ways aluminium and gas mechanism

Finishes

Team



arper

Base Finish

- 1 CRO Chrome finish steel
- 2 LU1Brushed stainless steel
- 3 V12 White Lacquered matt
- 4 V41 Grey Lacquered semi-glossy
- 5 V39 Black Lacquered matt
- 6 L20 Bleached oak
- 7 L22 Natural oak
- 8 L21 Lacquered Wengé
- 9 L23 Lacquered Teak


Seat Finish

- 10 Polypropylene
- 11 Polypropylene with fixed seat cushion
- 12 Polypropylene with backrest and seat cushion fixed upholstered
- 13 Upholstered



Outdoor

- 3 V12 White lacquered matt
- 4 V41 Gray lacquered semi matt
- 5 V39 Black Lacquered matt
- 10 Polypropylene




1



2




3




4




5



6




7



8

- 1 Armrest
- 2 Easy tilt mechanism
- 3 Set of glides
- 4 Polycarbonate glide with polyurethane insert
- 5 Polycarbonate glide with felt insert
- 6 Chrome castors
- 7 White castors
- 8 Black castors

arper



Stackable chair

- 1 4 legs round section
- 2 4 legs oval section
- 4 Sled
- 5 Angled sled base
- 6 Cantilever

Step 1 **Pick a base.**
 Then a finish for your base.

Step 2 **Pick a shell.**
 Then a finish for your shell.

Step 3 **Pick a colour.**

Step 4 **Add options as needed.**

Step 5 **Add accessories as needed.**

arper

Environmental Product Certification

